



For more information, use
your smartphone's QR
reader to find out more
about the Exiss lineup.

1 (877) 553-9477 | 900 E. Trail Blvd. | El Reno, OK 73036 | www.exiss.com | sales@exiss.com

In keeping with its policy of continuous improvement, Exiss reserves the right to make specification changes at any time without notice or obligation. All dimensions listed in this brochure are approximate. Illustrations may include optional equipment.

© 2011 Exiss | Version 11.6



LIVING QUARTERS

8' WIDE SLANT LOAD HORSE TRAILERS



1 (877) 553-9477 // www.exiss.com // sales@exiss.com

 BY UNIVERSAL TRAILER

A SMART CHOICE

An 8' wide living quarters model from Exiss gives you all of the features and benefits of our popular 6'8" and 7' wide models with extra room and functionality. Each model is a full 8' wide and features such upgraded items as a removable saddle rack, mangers and a large load door. These models also feature quality-built interiors with commercial grade linoleum floors, insulated walls, kitchen sink, shower and toilet. Our larger models also feature dinettes, optional sofas, large storage areas and optional glide rooms. With the features and conveniences of our 8' wide construction, plus the comfort and dependability of a Sierra interior, it's easy to see why an Exiss 8' wide model is a smart choice!





TRAILER FEATURES

CONSTRUCTION FEATURES

- 7'6" inside height - 8' outside width
- All-aluminum construction w/ single piece aluminum roof
- Interlocking extruded plank flooring w/ 2" x 4" I-beams
- (2) 7,000 lb. rubber torsion axles w/ electric brakes
- Two single speed landing legs w/ removable crank handles
- .040 white aluminum sheets on nose, sides
- Extruded aluminum slat outside of horse area
- LED brake and running lights
- Solid wall separating living quarters from horse area
- Walk-thru door from living quarters to horse area
- One outside tie ring per horse
- Kingpin hitch w/ 2 5/16" adjustable coupler
- Breakaway switch w/ battery and slip hook safety chains
- Camper door w/ 18" x 24" sliding window and screen door
- Fold-up step under camper door
- One 18" x 24" window on each side of gooseneck

HORSE AREA FEATURES

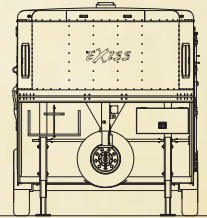
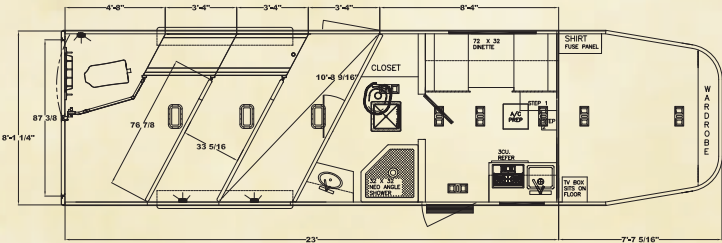
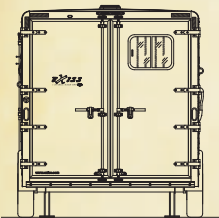
- Horse area walls insulated to roof
- Rubber installed 48" high w/ white aluminum lining above
- Aluminum kick plate behind rubber lining
- One inside tie ring per horse
- Lifetime rubber floor mat in horse area
- Streetside 30" x 24" drop feed windows w/ drop down bars
- Curbside 18" x 24" windows w/ bars and screen
- Slant stall dividers w/ body, shoulder and head separator
- Fully recessed (patented) slam latch for divider
- Mangers (3H) = 2 stalls, 1 door - (4H) = 3 stalls, 2 doors
- Carpeted storage area beneath mangers
- Side access door w/ 18" x 24" window w/ bars
- One pop-up two-way aluminum roof vent per stall
- 50/50 wrap-around rear doors w/ window on load door
- Cam locks and locking keyed hasps on rear doors
- Nylon safety straps at rear load door and side access door



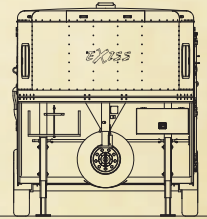
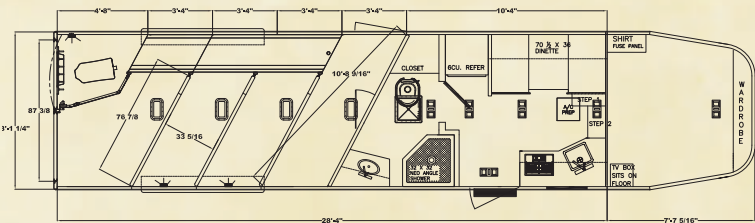
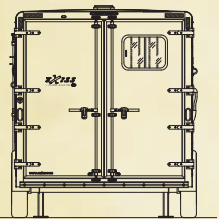
SPECIFICATIONS



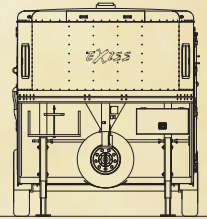
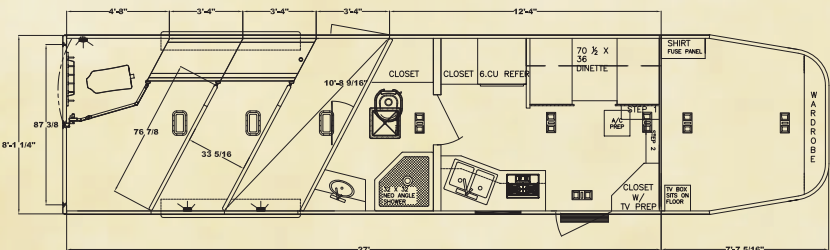
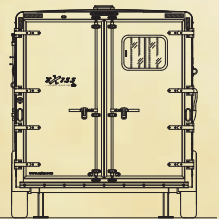
Model 8308



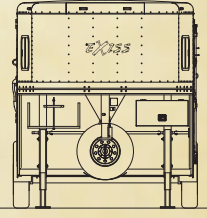
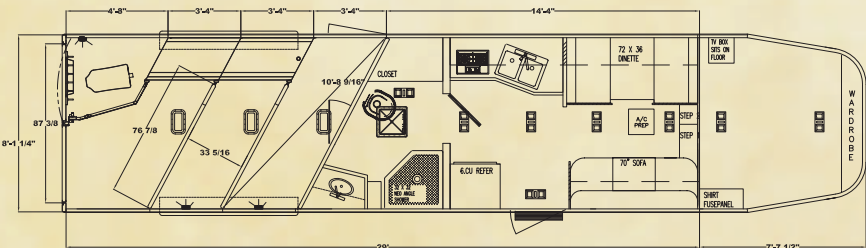
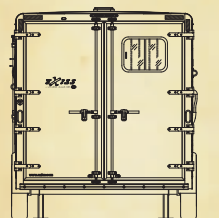
Model 810



Model 8312



Model 8314



Trailer Model	Belly Length	Interior Height	Outside Width	Shortwall Length	Horse Stalls	Rear Tack	Glide Room	Est. Empty Weight	Wheel Size	Tire Specs	Axle Size
8208 LQ	19'8"	7'6"	8'	8'4"	2H	Standard	N/A	6,740	16"	10 ply	(2) 7,000
8308 LQ	23'0"	7'6"	8'	8'4"	3H	Standard	N/A	8,120	16"	10 ply	(2) 7,000
8408 LQ	26'4"	7'6"	8'	8'4"	4H	Standard	N/A	8,640	16"	10 ply	(2) 7,000
8310 LQ	25'0"	7'6"	8'	10'4"	3H	Standard	Optional	7,980	16"	10 ply	(2) 7,000
8410 LQ	28'4"	7'6"	8'	10'4"	4H	Standard	Optional	9,300	16"	10 ply	(2) 7,000
8312 LQ	27'0"	7'6"	8'	12'4"	3H	Standard	Optional	9,220	16"	10 ply	(2) 7,000
8412 LQ	30'4"	7'6"	8'	12'4"	4H	Standard	Optional	10,020	16"	14 ply	(2) 7,000
8314 LQ	29'0"	7'6"	8'	14'4"	3H	Standard	Optional	9,800	16"	14 ply	(2) 7,000
8414 LQ	32'4"	7'6"	8'	14'4"	4H	Standard	Optional	10,500	16"	14 ply	(2) 8,000

In keeping with its policy of continuous improvement, Exiss reserves the right to make specification changes at any time without notice or obligation. All weights and dimensions listed in this brochure are approximate. Illustrations may include optional equipment.



INTERIOR FEATURES

- Flat panel cabinet doors
- Vinyl wrapped cabinet faces
- Laminate counters w/ wood edges
- Two burner stove w/ lid
- Lighted vented range hood w/ fan
- Single stainless steel kitchen sink
- Overhead cabinet (microwave ready)
- One dinette sleeper w/ pedestal table
- Cabinet above dinette
- 24" x 48" kickout dinette window
- 15" x 24" kitchen window
- 2-way, 3 cu. ft. refrigerator
- Smoke detector, LP sensor
- Fire extinguisher
- Carpeted bedroom w/ TV shelf
- Shirt closet in bunk area
- Wardrobe at front of gooseneck
- Hollow core privacy bathroom door
- Stainless steel bathroom sink
- Mirrored linen closet in bathroom
- Thetford foot flush toilet
- White shower w/ frosted glass door
- Manual crank bathroom roof vent
- Black western star door pulls
- Chrome towel rack and hangers
- Hanging clothes closet w/ clothes rod
- Walk-thru door to horse area
- Paneled & insulated walls and ceiling
- Incandescent ceiling lights
- Residential grade linoleum
- 12 volt exterior porch light
- Decorative window surrounds
- Window valances (leather touch)
- Metal blinds on all windows
- Black and gray water tank
- Fresh water tank (28 gallon min)
- 12 volt on-demand pressure water
- Systems monitor (black/gray/fresh)
- 6 gallon auto-light water heater
- 16,000 BTU ducted furnace
- Non powered crank-up vent
- RV/Marine battery in plastic box
- Dual LP tanks w/ regulator
- 110 volt exterior receptacle
- 110 volt to 12 volt 55 amp converter
- 25' removable marine shore cord



KEY FEATURES

- 1 Carpeted bunk area with TV shelf, storage cabinets and reading lights
- 2 Choice of fold-out, faux leather sofa / bed or dinette with matching portable kitchen table
- 3 Two burner stove with lid and lighted vented range hood above
- 4 Stand-alone toilet in bathroom (with privacy door and separate shower)
- 5 Bathroom sink and vanity area with mirrored door and storage behind (sink is standard in 10' + models)
- 6 Stainless steel kitchen sink
- 7 3 cu. ft. refrigerator standard (6 cu ft refrigerator in 10' + models)
- 8 13,500 BTU air conditioner (Optional)



Base Model	Shortwall Size	Fridge Size	Shower Size	Seating Area Dimensions	Linen Closet	Hanging Closet	Entry Door Layout	A/C Unit Size	Ducted Furnace
8208, 8308 & 8408	8' shortwall	3 cu.	24" x 32"	72" convertible sofa	Standard	Standard	Curbside	13,500 BTU	16,000 BTU
8310 & 8410	10' shortwall	3 cu.	24" x 32"	72" convertible sofa	Standard	Standard	Curbside	13,500 BTU	16,000 BTU
8312 & 8412	12' shortwall	6 cu.	24" x 32"	72" convertible sofa	Standard	Standard	Curbside	13,500 BTU	16,000 BTU
8314 & 8414	14' shortwall	6 cu.	24" x 32"	72" convertible sofa	Standard	Standard	Curbside	13,500 BTU	16,000 BTU

BUY YOUR TRAILER WITH CONFIDENCE

When making an investment in a new aluminum trailer, it's nice to know that your trailer is independently certified. You'll be pleased to know that Exiss is a proud member of the **National Association of Trailer Manufacturers** (NATM), and every trailer that Exiss builds meets or exceeds the requirements set forth by the NATM. The interior that we install is built by Sierra Interiors and is indepently certified by **T.R. Arnold**, showing that our interiors adhere to the highest industry standard.



WE STAND BEHIND OUR TRAILERS! To demonstrate our confidence in our trailers, we've increased our warranty coverage! Now, all new 2012 Exiss living quarters trailers come standard with a fully transferrable, eight-year limited warranty.

