



For more information, use your smartphone's QR reader to find out more about the Sooner Ranch lineup.



# LIVESTOCK TRAILERS



# UNSURPASSED DURABILITY

For more than 50 years, a Sooner stock trailer has been a symbol of quality in the livestock trailer marketplace. Today, Sooner continues to lead the industry in rugged build and critical features.

Sooner offers a full line of all-aluminum, premium livestock trailers from standard 7' wide goosenecks to 8' wide custom models. Designed to endure the rigors of hauling livestock year after year, Sooner Ranch models are built to last. From the triple hollow core slat to the extruded aluminum flooring to the heavy-duty kingpin to the sturdy 2" x 6" rear frame, a Sooner livestock trailer is an investment in quality and durability. Take a moment to read through this brochure to learn more, and start the journey to owning a premium Sooner livestock trailer today!



# ALL-ALUMINUM TRAILERS



## 7' WIDE MODELS

Sooner 7'-wide stock trailers come in two heights, 6'6" and 7' tall, providing your stock ample room in the best-built trailers in the industry. Sooner's sturdy construction, coupled with the most popular standard features on the market, make these trailers the clear choice for everyday hauling and long trips.

### STANDARD SPECIFICATIONS

- All aluminum construction
- Single piece aluminum roof
- Choice of 6'6" or 7' inside height
- Choice of 7' or 8' outside width
- Extruded (non-skid) aluminum floor with 2" x 4" I-beams on 10" centers
- Five 16" x 8 hole steel wheels with radial tires (includes spare)
- Single leg landing gear
- .063 pre-painted, aluminum exterior finish (white or natural aluminum)
- Full-length, Sooner exclusive Triple-Hollow-Core aluminum slat
- 1 5/8" x 3" side posts

- Aluminum tear-drop fenders
- Heavy-duty 3" running boards (on 7' wide models)
- Your choice of 2 or 3 air gaps
- Heavy-duty side unload door
- Calf gate with spring-loaded latches
- Full swing center gate with slam latch (2 gates on 24' & 28' models)
- Full swing rear door with slider and heavy duty slider brackets
- One dome light per compartment
- 8 year warranty

### POPULAR OPTIONS

- Plexiglas for all exterior air gaps
- Rubber mats in stock area
- Stainless steel nose sheet
- Black or silver exterior skin
- Rear or side ramps
- Easy-operating slider on center gate

SR 624 - Model shown with natural aluminum side sheets (6'6" tall)



\*Phrase "all aluminum" denotes that both the skin and the frame of the trailer is constructed of aluminum. Trailers designated "all aluminum" have certain components not made of aluminum including steel axles, lighting and steel in the gooseneck (if the trailer has a gooseneck configuration).



## 8' WIDE MODELS

### STANDARD SPECIFICATIONS

- Available in 20' 24' and 28' floor lengths
- 8' width - 7' interior height
- One piece aluminum roof
- .063 mill-finish aluminum side sheets
- 1 5/8" x 3" side posts
- Adjustable 2 5/16" gooseneck coupler
- Single drop leg jack
- 8' nose w/ 6' tapered mill-finish exterior skin and extruded aluminum bottom rail

- Sooner exclusive triple hollow core aluminum slat
- Aluminum tear drop fenders
- Rear swing gate with sliding calf gate and heavy-duty galvanized pipe hardware
- Heavy duty extruded drop down calf gate across gooseneck nose
- 36" side access door w/ pressure latch
- Center swing gate w/ slam latch and external release

### POPULAR OPTIONS

- White or black exterior skin
- Stainless steel nose sheet
- Air gap Plexiglas
- Wall mat/kick plate on side
- Floor mats
- Aluminum wheels
- Gate, enclosed rear swinging
- Swinging center gate w/ calf gate

For the most demanding ranchers across the country, Sooner makes top-quality 8'-wide, 7'-tall trailers that maximize space while proving exceptional safety features and a rugged build. Available in a variety of lengths, these trailers are ready for the road. And with Sooner's seemingly limitless supply of optional features, you can custom-order your new livestock trailer just the way you like it.



**WE STAND BEHIND OUR TRAILERS!** To demonstrate our confidence in our trailers, we've increased our warranty coverage! Now, all new 2012 Sooner livestock trailers come standard with a fully transferrable, eight-year limited warranty.





# STOCK COMBO

## STANDARD SPECIFICATIONS

- Available in 20', 24' or 28' floor lengths
- 7' width - 6'6" or 7' interior height
- One piece aluminum roof
- .063 mill-finish aluminum side sheets
- 1 5/8" x 3" side posts
- Single drop leg jack
- Break away brake w/ battery and box
- Spare tire with exterior mount
- Sooner exclusive triple hollow core aluminum slat construction with 2 or 3 air gaps (Plexiglas ready)
- Aluminum tear drop fenders
- Heavy-duty, 3" thick running boards
- 7-Way trailer electrical connector plug
- Rear swing gate with sliding calf gate and heavy-duty galvanized pipe hardware
- 6" rear posts with heavy duty rear gussets



**SR DR 720**  
Versatile trailer with dressing room

- 4" Rear rubber bumper with skid pan
- Heavy-duty, aluminum interlocking floor (non-skid)
- Two 7,000 lb axles on 20' and 24' models
- Five 8-hole, 16" steel modular wheels
- Two dome lights with external switch
- Two access doors with pressure latch
- Center swing gate with slam latch and external release
- 4' sidewall
- One camper door w/ window and screen
- One dome light w/ wall switch

## POPULAR OPTIONS

- White or black exterior skin
- Stainless steel nose sheet
- Air gap Plexiglas
- Wall mat/kick plate on side
- Floor mats
- Aluminum wheels
- Gate, enclosed rear swinging
- Swinging center gate w/ calf gate
- Rear or side ramp
- 5" x 9" pop-up roof vents

Sooner stock combo trailers combine extraordinary hauling ability with the convenience of a tack room for storage and added functionality. Horse and livestock owners will benefit from the versatility and flexibility these trailers offer, combining the rugged build of a Sooner stock trailer with the perks of a fine Sooner horse trailer.



2" x 6" Rear Post with Standard LED Lights



Heavy-Duty, Non-Slip Extruded Aluminum Floor



Triple Hollow Core Aluminum Slat



Bridle/Halter Hooks (Optional)

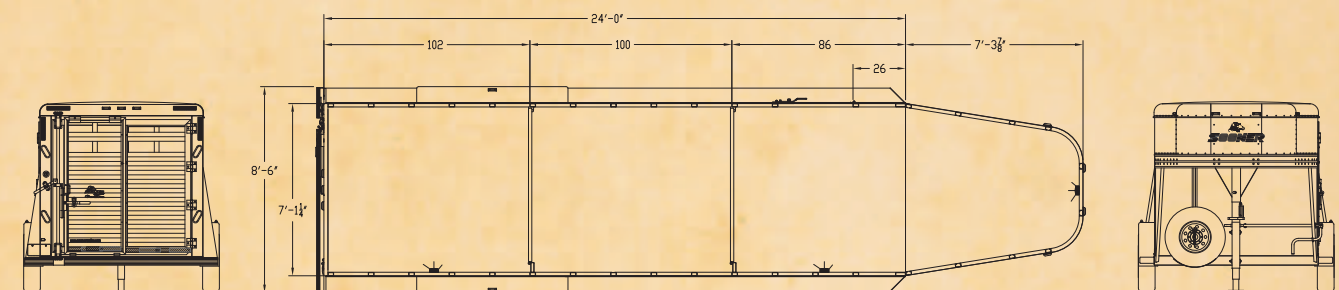


4 Tier Saddle Rack (Optional)

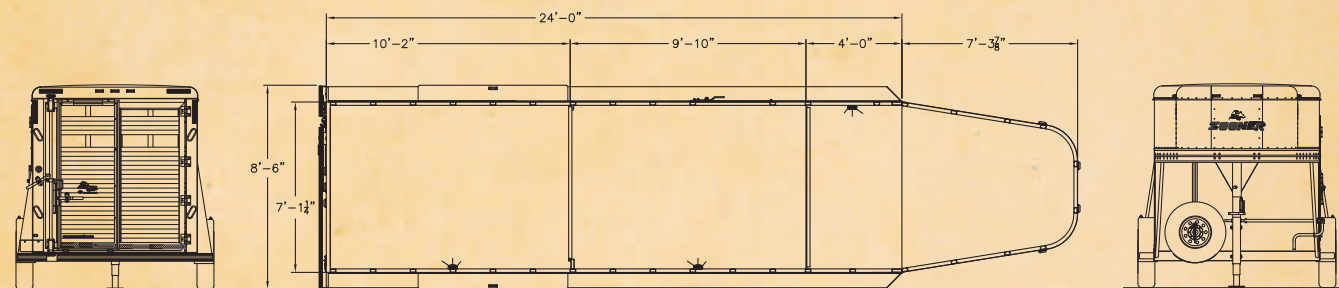


# SPECIFICATIONS

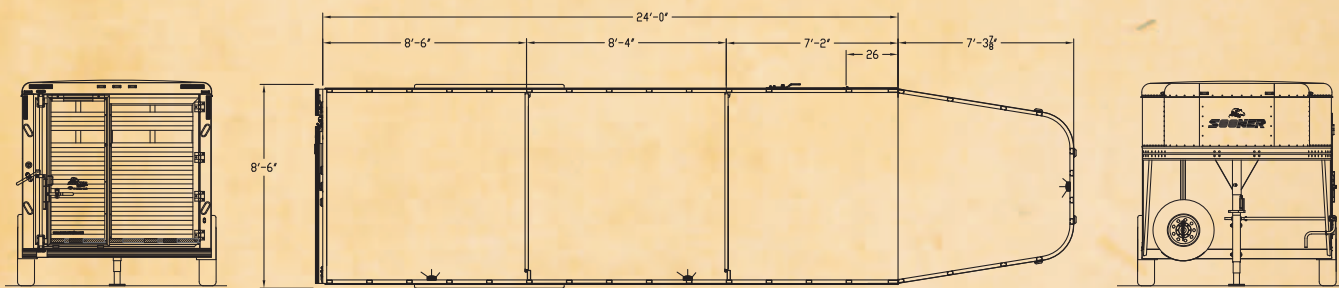
MODEL - SR 620



MODEL - SR DR 720



MODEL - SR 820



| Trailer Model | Belly Length | Interior Height | Outside Width | Dressing Room | Center Gates | Calf Gate | GVWR   | Empty Weight | Wheel Size | Tire Specs | Axle Size |
|---------------|--------------|-----------------|---------------|---------------|--------------|-----------|--------|--------------|------------|------------|-----------|
| SR 620        | 20'          | 6'6"            | 7'            | N/A           | One          | STD       | 14,000 | 4,340        | 16" Steel  | 10 Ply     | 7,000     |
| SR 624        | 24'          | 6'6"            | 7'            | N/A           | Two          | STD       | 14,000 | 4,800        | 16" Steel  | 10 Ply     | 7,000     |
| SR 628        | 28'          | 6'6"            | 7'            | N/A           | Two          | STD       | 16,000 | 5,300        | 16" Steel  | 14 Ply     | 8,000     |
| SR 720        | 20'          | 7'              | 7'            | N/A           | One          | STD       | 14,000 | 4,420        | 16" Steel  | 10 Ply     | 7,000     |
| SR 724        | 24'          | 7'              | 7'            | N/A           | Two          | STD       | 14,000 | 5,020        | 16" Steel  | 10 Ply     | 7,000     |
| SR 728        | 28'          | 7'              | 7'            | N/A           | Two          | STD       | 16,000 | 5,500        | 16" Steel  | 14 Ply     | 8,000     |
| SR DR 720     | 20'          | 7'              | 7'            | 4'            | One          | N/A       | 14,000 | 4,730        | 16" Steel  | 10 Ply     | 7,000     |
| SR DR 724     | 24'          | 7'              | 7'            | 4'            | One          | N/A       | 14,000 | 5,220        | 16" Steel  | 10 Ply     | 7,000     |
| SR 820        | 20'          | 7'              | 8'            | N/A           | One          | STD       | 14,000 | 5,200        | 16" Steel  | 10 Ply     | 7,000     |
| SR 824        | 24'          | 7'              | 8'            | N/A           | Two          | STD       | 14,000 | 5,800        | 16" Steel  | 10 Ply     | 7,000     |
| SR 828        | 28'          | 7'              | 8'            | N/A           | Two          | STD       | 16,000 | 6,300        | 16" Steel  | 14 Ply     | 8,000     |

In keeping with its policy of continuous improvement, Exiss reserves the right to make specification changes at any time without notice or obligation. All weights and dimensions listed in this brochure are approximate. Illustrations may include optional equipment.